

Symphony BOM Pattern Errata

Block 1, Page 7:

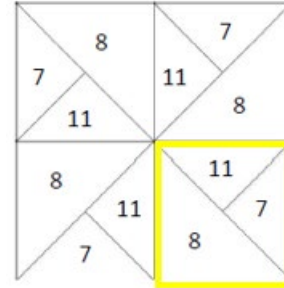
In the Cutting Box, Fabric #2 should say – (8) **3-½”** squares

Block 1B – Make 3

Block 1C – Make 2

Block 2, Page 10:

Diagram at bottom left for Block 2E has incorrect numbers in the lower right quadrant. Should be as shown here --->



Block 6, Page 19:

Images of Block 6A & 6B (for Neutral version only) are reversed.

Block 7, Page 25:

Total Number of blocks should be 3, not 4.

Block 9, Page 30:

Block 9B – Make 4, not Make 2.

Block 10, Page 31:

Fabric # 15 and #16 HSTs – should say Make 8 to yield 16.

Fabric # 10 and #16 HSTs – should say Make 4 to yield 8.

Fabric # 12 and #16 HSTs – should say Make 4 to yield 8.

Fabric # 10 and #12 HSTs – should say Make 4 to yield 8.

Block 11, Page 33:

Sew together (2) **2-1/2” (not 1-1/2”)** squares Fabric #3 and #5 to form four-patch unit. Make (4) four-patch units for corners of block.



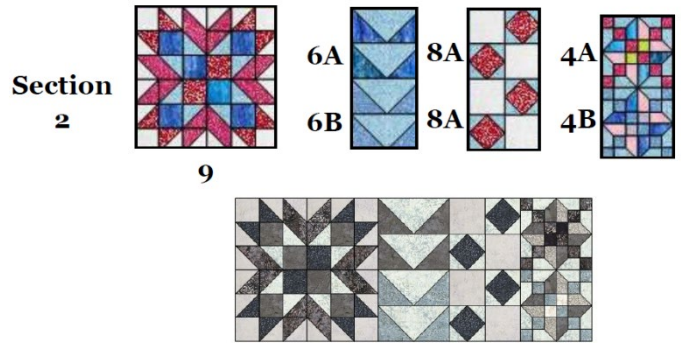
Repeat using Fabric #3 and #11 for the center four-patch. Make (1).



See Over →

Quilt Layout, Page 37, Section 2:

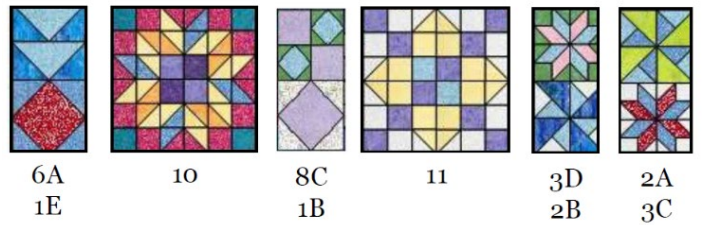
Block 9 not labelled (see image to right)



Quilt Layout, Page 38, Section 5:

Blocks not labelled (see image to right)

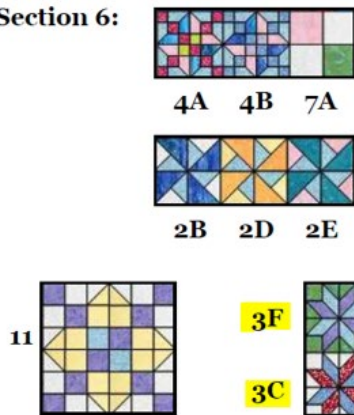
Section 5



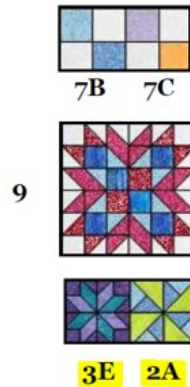
Quilt Layout, Page 39, Sections 6 & 7:

Some Blocks labelled incorrectly. Corrected Block #'s are highlighted below...

Section 6:













Section 7:



Bonus Project, Page 1 – Cutting Chart:

Fabric #16 – should say to cut (12) 2 ½” squares.

Symphony—Cutting Chart

Fabric #	NEUTRAL/SKU	BRIGHT/SKU	
6	81300-89 	81300-71 	<u>(1) 4-1/4" x WOF</u> , cross cut into (10) 4-1/4" squares cut once on the diagonal (block 2) <u>(1) 1-1/2" x WOF</u> , cross cut into (4) 1-1/2" squares (block 4)
7	81000-137 	81300-20 	<u>(1) 3-1/2" x WOF</u> , cross cut into (8) 3-1/2" squares (block 1); (1) 3-1/2" square (block 7); (2) 3-1/2" squares cut once on the diagonal (block 2) <u>(1) 2-1/2" x WOF</u> , cross cut into (16) 2-1/2" x 1-1/2" (block 4) <u>(1) 2" x WOF</u> , cross cut into (8) 2" x 3-1/2" (block 3)
8	81300-91 	81300-62 	<u>(1) 4-1/4" x WOF</u> , cross cut into (4) 4-1/4" squares cut once on the diagonal (block 2); (4) 4-1/4" squares cut once on the diagonal (Block 12); (2) 4" squares (block 12) <u>(2) 2-1/2" x WOF</u> , cross cut into (6) 2-1/2" squares (block 3); (4) 2-1/2" squares (block 5); (8) 2-1/2" squares (block 10); (12) 2" squares (block 3)
9	81300-93 	81230-43 	<u>(1) 4-1/4" x WOF</u> , cross cut into (6) 4-1/4" squares cut once on the diagonal (block 2) <u>(2) 3-1/2" x WOF</u> , cross cut into (6) 3-1/2" x 6-1/2" (block 6); (12) 3-1/2" squares (block 6) <u>(3) 2-1/2" x WOF</u> , cross cut into (6) 2-1/2" squares (block 3); (12) 2-1/2" squares (block 9); (16) 2-1/2" x 1-1/2" (block 4) <u>(1) 2" x WOF</u> , cross cut into (12) 2" squares (block 3)
10	81000-442 	81000-422 	<u>(4) 3-1/2" x WOF</u> , cross cut into (4) 3-1/2" squares (block 1); (6) 3-1/2" x 6-1/2" (block 6); (8) 3-1/2" squares (block 6); (1) 3-1/2" square (block 7); (10) 3-1/2" squares cut once on the diagonal (block 2) <u>(1) 3" x WOF</u> , cross cut into (8) 3" squares (block 10) <u>(1) 2-1/2" x WOF</u> , cross cut into (6) 2-1/2" squares (block 3) <u>(1) 2" x WOF</u> , cross cut into (12) 2" squares (block 3); (8) 2" squares (block 8) <u>(1) 1-1/2" x WOF</u> , cross cut into (20) 1-1/2" squares (block 4)

Highlighted cutting instructions for Fabric 9 should be omitted.